

EXPECT MORE FROM YOUR FLOOR.

Floor Tile Buyers Guide



DESIGN WITH ALL THE COOL STUFF



VILLAGIO
TILE & STONE

DURABILITY & STRENGTH

Porcelain tile is the only glazed ceramic tile we recommend for flooring. Period.

Porcelain ceramic tile is produced using costly clays and typically fired at temperatures exceeding 1,800° F.

Tiles that are characterized by the greatest density, durability and water resistance are all porcelain body tiles.

INSIGHT: SLIP RESISTANT TILE IS RATED @ $\geq .42$ DCOF.

MOST FLOOR-RATED PORCELAIN TILE CAN BE USED VIRTUALLY ANYWHERE INCLUDING FLOORS, WALLS, COUNTERTOPS, FIREPLACES, AND STEAM SHOWERS.



VILLAGIO

LOOK & FEEL

THE REALISM OF PORCELAIN TILE will be characterized by the depth of the glaze, the number of pattern repeats and overall appearance.


TILE SHOULD BE VISUALLY AUTHENTIC with realistic textures and perceived depth due to multiple glaze applications.

EXPECT A GREATER NUMBER OF FACES (fewer repeats) on most higher end tiles. Larger format tile will have fewer faces.

COMPARE VISUAL CHARACTERISTICS simply by placing one tile selection side-by-side with a different selection.

INSIGHT: LIGHTING AFFECTS TILE CHARACTERISTICS & COLOR.

**TILE IS ART.
TILE AT HIGHER PRICE POINTS SHOULD BE
INCREASINGLY DISTINCTIVE WITH
MORE APPEALING CHARACTERISTICS.**



SIZE & FORMAT

SIZE REALLY DOES MATTER.
Consider room layout, pattern,
visual effects, and overall design.

LARGER TILES will reduce the
number of grout lines and fewer
lines create a cleaner look.


SMALLER FORMATS can have a
greater number of faces with more
color and pattern variations.

LONGER PORCELAIN TILE PLANKS
can range from 4' -6' + in length.

*LARGE FORMAT SIZES INCLUDE:
24"x24", 36"x36", 24"x48", 30"x60"
and porcelain panels at 5' x10' +.

*INSIGHT: TILE SIZES ARE APPROXIMATE, NOT EXACT.

VARIATIONS IN COLOR, SIZE AND THICKNESS
SHOULD BE CONSIDERED WHEN DESIGNING
WITH TILE FROM MULTIPLE SOURCES.



VILLAGIO

QUALITY & CONTROL

LOOK DOWN THE EDGE OF A TILE.
Although no tile is perfectly straight,
bowing must be within industry
standards to allow for a flat floor.

THE STANDARD IS A 1/3 OFFSET.
Check the carton to verify
manufacturer restrictions for offsets
and layout.

DIE LOTS VARY IN COLOR & FINISH.
The showroom sample will be from
a different lot than your order.
You can request a current sample
when placing your order.

INSIGHT: CHECK CARTONS FOR "FIRST QUALITY" LABEL.
SECONDS ARE CHARACTERIZED BY POOR DURABILITY,
UNACCEPTABLE FACIAL DEFECTS, AND/OR VARIATIONS
IN COLOR, SHADE, SIZE, SQUARE AND GAUGE.

LAY OUT AN ARRAY OF TILES TO CHECK
CONSISTENCY OF COLOR, BLEND, SIZE,
EDGE AND FLATNESS FROM TILE TO TILE.



VILLAGIO



EDGE & GROUT WIDTH

PRESSED EDGE

A rounded or cushioned edge.

PRO: Will minimize lippage (*one tile higher than the other*).

A level feeling underfoot.

CON: May require a wider grout joint.

RECTIFIED EDGE

Tile is cut to size after firing.

PRO: More uniform tile size.

Least possible grout width.

CON: Sharper tile edges underfoot.

More difficult to control lippage.

RECTIFIED/BEVEL EDGE

Tile is cut to size after firing.

The edge is then micro-beveled.

PRO: Narrow grout width possible.

Smoother edge underfoot.

CON: Bevel may create the appearance of a wider grout joint.

THE WIDTH OF THE GROUT IS DETERMINED BY:

- MANUFACTURER REQUIREMENTS
- FORMAT AND FLATNESS OF THE TILE
- PRE-EXISTING JOBSITE CONDITIONS
- CONTRACTOR RECOMMENDATIONS

INSIGHT: GROUT IS AN ESSENTIAL ELEMENT IN TILE DESIGN.

*CHECKLIST

DURABILITY & STRENGTH

Is my floor selection porcelain tile?

Y

N

LOOK & FEEL

Is this a floor I want to wake up to every morning?

Y

N

SIZE & FORMAT

Does the format of the tile play well in my space?

Y

N

QUALITY & CONTROL

Does the quality reflect the value of other design elements in my home?

Y

N


EDGE & GROUT WIDTH

Can the tile be installed at my desired grout width?

Y

N

*INSIGHT: VERIFY TILE, GROUT WIDTH, LAYOUT, EXPANSION JOINTS, ORDER QUANTITY, AND INSTALLATION COST WITH YOUR DESIGNER AND CONTRACTOR.



Arizona's Favorite Showroom

"Villagio" is inspired by the Italian word for Village. Our showroom experience is designed to inspire you, with 10 shop-within-a-shop villages.

vtile.com/showroom



More to Love

If you're looking for more color, more authenticity, more texture or more large format tile, you'll discover tile collections that you will fall in love with.



Creative, Collaborative People

Our design staff will collaborate with you, your designer, contractor, and builder to select beautiful, durable, easy to clean products that can last a lifetime.

vtile.com